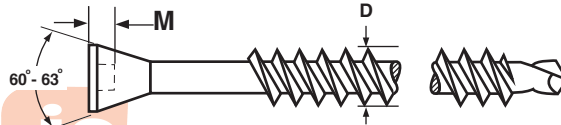
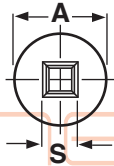
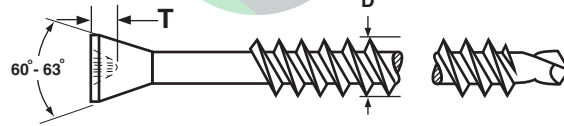
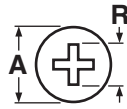


Trim Head

Self-Drilling

Self-Tapping Screws



TRIM HEAD SELF DRILLING SCREWS

Nominal Size & Number of Threads per Inch	D		R		T		S		M		A		Phillips Driver Size	Square Recess Driver Size	Torque Test (KG/CM)
	Major Thread Diameter		Phillips Drive				Square Drive				Head Diameter				
			Recess Diameter		Recess Penetration Gaging Depth		Recess Square		Recess Depth						
	Max	Min	Max	Min	Max	Min	Max	Min	Max	Min	Max	Min			Min
6-20	.142	.133	.136	.121	.082	.066	.091	.089	.063	.047	.236	.216	1	1R	28
8-18	.169	.161	.136	.121	.082	.066	.091	.089	.063	.047	.275	.255	1	1R	45
8-18	.169	.161	.182	.168	.104	.079	.113	.110	.075	.060	.275	.255	2	2R	45
10-16	.189	.182	.182	.168	.110	.086	.113	.110	.075	.060	.331	.291	2	2R	70
14-14	.246	.240	-	-	-	-	.135	.131	.095	.080	.362	.333	-	3R	-
Tolerance on Length										± 0.06					

Description	A steel fastener with a spaced thread, a point that drills its own hole, and a countersunk flat head of a width 1/3 less than a standard self drilling screw.
Applications/ Advantages	Ideal for attaching base board or trim through one or two layers of drywall to 12 - 20 gauge metal studs:
Material	AISI 1016 - 1022 or equivalent steel.
Heat Treatment	Screws shall be quenched in liquid and then tempered by reheating to 625°F minimum.
Surface Hardness	Vickers HV 550 - 800
Case Depth	.004 minimum
Core Hardness (after tempering)	Vickers HV 270 - 450
Plating	Trim head self-drilling screws are commonly available in zinc plated coatings. See Appendix-A for details.