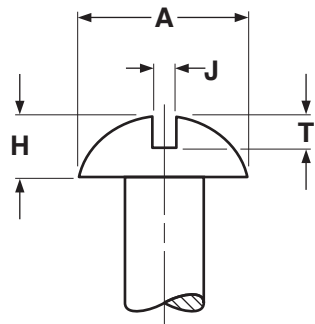
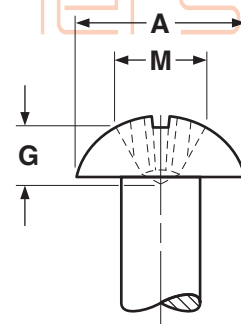


**Round & Round Washer HEAD DIMENSIONS**



**Slotted**

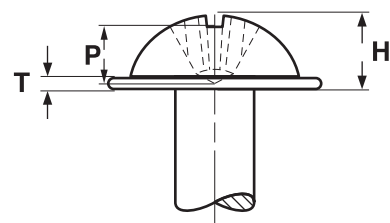
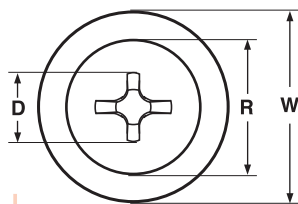


**Phillips**

**ROUND HEADS FOR SELF TAPPING SCREWS**

ASME B18.6.3—2010

Nominal Size	A		H		J		T		M	G		Phillips Driver Size
	Head Diameter		Height of Head		Slot Width		Slot Depth		Dimensions of Recess			
	Max	Min	Max	Min	Max	Min	Max	Min	Ref	Max	Min	
2	.162	.146	.069	.059	.031	.023	.048	.037	.094	.046	.027	1
4	.211	.193	.086	.075	.039	.031	.058	.044	.112	.065	.046	1
5	.236	.217	.095	.083	.043	.035	.063	.047	.147	.063	.035	2
6	.260	.240	.103	.091	.048	.039	.068	.051	.156	.073	.045	2
8	.309	.287	.120	.107	.054	.045	.077	.058	.172	.090	.064	2
10	.359	.334	.137	.123	.060	.050	.087	.065	.188	.108	.082	2
12	.408	.382	.153	.139	.067	.056	.096	.073	.242	.108	.082	3
14	.457	.429	.170	.155	.075	.064	.106	.080	.258	.125	.099	3
1/4	.472	.443	.175	.160	.075	.064	.109	.082	.262	.130	.104	3



**ROUND WASHER HEADS FOR SELF TAPPING SCREWS**

ASME B18.6.3—2010

Nominal Size	W		T	R	H		D	P	Recess Penetration Gaging Depth		Phillips Driver Size
	Washer Outside Diameter		Washer Thick-ness	Crown Diameter	Overall Head Height		Recess Diameter	Recess Depth			
	Max	Min	Ref	Ref	Max	Min	Ref	Ref	Max	Min	
5	.291	.272	.040	.198	.088	.075	.139	.051	.054	.026	2
6	.321	.301	.040	.218	.096	.084	.147	.058	.061	.033	2
8	.380	.358	.040	.259	.113	.101	.161	.073	.076	.048	2
10	.439	.416	.050	.300	.130	.118	.177	.091	.093	.066	2
1/4	.576	.548	.050	.396	.170	.157	.244	.110	.107	.080	3