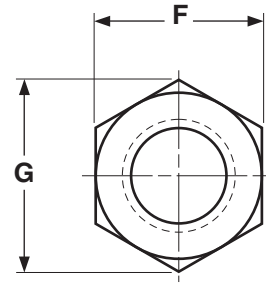
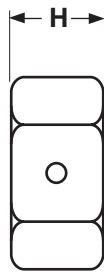
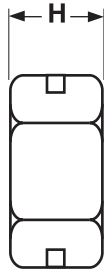


NUTS

TWO-WAY REVERSIBLE LOCK Steel & Stainless



TWO WAY REVERSIBLE LOCK NUTS										Aztech*
Nominal or Basic Major Diameter of Thread		F			G		H			
		Width Across Flats			Width Across Corners		Thickness			
		Basic	Max	Min	Max	Min	Basic	Max	Min	
8	0.1640	11/32	0.344	0.332	0.397	0.378	3/16	0.193	0.178	
10	0.1900	3/8	0.375	0.362	0.433	0.413	13/64	0.203	0.187	
1/4	0.2500	7/16	0.438	0.428	0.505	0.488	7/32	0.226	0.212	
5/16	0.3125	1/2	0.500	0.489	0.577	0.557	17/64	0.273	0.258	
3/8	0.3750	9/16	0.562	0.551	0.650	0.628	21/64	0.337	0.320	
7/16	0.4375	11/16	0.688	0.675	0.794	0.768	3/8	0.385	0.365	
1/2	0.5000	3/4	0.750	0.736	0.866	0.840	7/16	0.448	0.427	
9/16	0.5625	7/8	0.875	0.861	1.010	0.982	31/64	0.496	0.473	
5/8	0.6250	15/16	0.938	0.922	1.083	1.051	35/64	0.559	0.535	
3/4	0.7500	1-1/8	1.125	1.088	1.299	1.240	41/64	0.665	0.617	
7/8	0.8750	1-5/16	1.312	1.269	1.516	1.447	3/4	0.776	0.724	
1	1.0000	1-1/2	1.500	1.450	1.732	1.653	55/64	0.887	0.831	

Description	Hex nut with two or three, round or rectangular indentations, compressed onto the flat sides of the nut equidistant from each other. The compressions create slightly distorted center threads resulting in a controlled locking action when the threads of the mating part become engaged.	
Applications/ Advantages	This is the least expensive prevailing torque type of nut, designed for use with machine screws and low-carbon bolts (or 18-8 screws with the stainless nuts). It allows for automatic assembly because the top and bottom of the nut are identical. It creates a locking action even without being fully threaded onto its mating screw.	
Material	Steel	Stainless
	Nuts shall be made from a low-carbon steel which conforms to the following chemical composition requirements-- <i>Carbon: 0.47% max.; Phosphorus: 0.12% max.; Sulfur: 0.23% max..</i>	18-8 Stainless
Hardness	Rockwell C28 maximum	-
Proof Load	90,000 psi.	-
Plating	See Appendix-A for plating information.	Parts are typically supplied plain with a wax coating.

*Aztech is the author of these two-way reversible lock nut specifications.

Prevailing Torque—
STEEL Nuts

TWO-WAY REVERSIBLE LOCK

asteners.io

STEEL TWO WAY REVERSIBLE LOCK NUTS, <u>COARSE</u> THREAD		ASME B18.16.6 2014	
Nut Size & Threads per Inch	Prevailing Torque		
	First Installation, Max (in.-lb.)	First Removal, Min. (in.-lb.)	Third Removal, Min. (in.-lb.)
8-32	12.0	2.0	0.5
10-24	17	2.5	1.0
12-24	27	3.5	1.0
1/4-20	40	5.0	1.5
5/16-18	80	8.0	2.5
3/8-16	110	12.0	4.0
7/16-14	135	17.0	5.0
1/2-13	204	22.0	7.5
9/16-12	300	30.0	10.0
5/8-11	420	39.0	12.5
3/4-10	540	58.0	20.0
7/8-9	840	88.0	30.0
1-8	1,080	120.0	40.0

STEEL TWO WAY REVERSIBLE LOCK NUTS, <u>FINE</u> THREAD		ASME B18.16.6 2014	
Nut Size & Threads per Inch	Prevailing Torque		
	First Installation, Max (in.-lb.)	First Removal, Min. (in.-lb.)	Third Removal, Min. (in.-lb.)
10-32	17	2.5	1.0
1/4-28	40	5.0	1.5
5/16-24	80	8.0	2.5
3/8-24	110	12.0	4.0
7/16-20	135	17	5.0
1/2-20	204	22	7.5
9/16-18	300	30	10.0
5/8-18	420	39	12.5
3/4-16	540	58	20.0

asteners.io